



Australian Government
Australian Taxation Office

Superannuation standard choice form

Use this form to choose the super fund your employer will pay your super into. Your choice of super fund is an important decision for your future.

If you don't complete this form, your employer can pay your super into your existing fund identified by the ATO. If you don't have one, your employer can pay into a new account in their default super fund. You can find more information on **page 5**.

How to complete online

Save time: use the online form

myGov



Australian Government
Australian Taxation Office

Use the online form in myGov to choose your super fund. Your super account details will automatically be filled in for you.

- 1 Sign into *myGov* and select ATO in your services
- 2 In the menu select *Employment*, and then *New employment*. You'll need your employer's information on **page 3** to complete this form.
- 3 Select your preferred fund and give a copy to your employer.

Information

For employees

Additional information about super is located at the end of this form. You can also visit ato.gov.au/individuals/super

For employers

Use the form to offer employees their choice of super fund. You must fill in the details of your nominated super fund, also known as your default fund, on **page 3** before giving the form to an employee.

For more information on super, offering an employee a choice of fund or paying super contributions, visit ato.gov.au/employersuper

Section A Your details

Full name

Employee number (if known)

Tax file number (TFN)

i You don't have to provide your TFN but if you don't, there may be consequences such as your contributions being taxed at a higher rate. See **page 5** for more information.

I choose for my super to be paid into

Select one of the options below and complete relevant section.

☒

My existing super fund



Section B

I want my employer to pay into a super account I have already opened.

☐

My employer's default super fund



Section C

I want my employer to open a new account for me in their default fund.

☐

My private self-managed super fund (SMSF)



Section D

I am a member and a trustee responsible for managing the fund. I may have up to 6 members in the fund.

Section B My existing super fund

Super fund details

i You can find your super fund details by:

- logging into your super fund member portal or online account
- contacting your super fund directly
- through ATO online services via myGov or the ATO app.

- i** You can find your super fund details by:

 - logging into your super fund member portal or online account
 - contacting your super fund directly
 - through ATO online services via myGov or the ATO app.

Super fund name


Super fund name


Super fund Australian business number (ABN)

Super fund Australian business number (ABN)

Unique superannuation identifier (USI) _____

Unique superannuation identifier (USI) _____

 The USI is used to identify different super funds and specific super fund products. It is different to your member account number. You can find your USI on your super fund's website or by contacting your super fund directly.

 The USI is used to identify different super funds and specific super fund products. It is different to your member account number. You can find your USI on your super fund's website or by contacting your super fund directly.

Your member account number


Your member account number

i You can find your member account number on your member account statement, by logging into your super fund account, contacting your super fund directly or through ATO online services via myGov or the ATO app.

i You can find your member account number on your member account statement, by logging into your super fund account, contacting your super fund directly or through ATO online services via myGov or the ATO app.

Your name as it appears on your account

Your name as it appears on your account

 This must match the name shown on your super account. This may be your current name, or a previous name.

Required documentation

You need to **attach a letter of compliance of your chosen super fund** to confirm it is a complying fund and can accept contributions from your employer.

For most super funds you can find their letter of compliance on their website. For other funds, you will need to contact them for this information.

☒ I have attached a letter of compliance from my super fund

Declaration

I hereby declare that the information I have provided in relation to the nominated super fund is true and correct and I am authorised to provide the information requested.

Signature

Signature

Date

□ □ / □ □ / □ □ □ □

i If you have completed this section, this is the end of the form. Return this form to your employer as soon as possible.

Section C My employer's default super fund

Employer to complete

i Employers must complete this section before providing the form to an employee.

Business name

Australian business number (ABN)

Super fund name

Super fund Australian business number (ABN)

Unique superannuation identifier (USI)

Employee to complete

i Make sure the employer default super fund details above have been completed by your employer before you use this form. Ask your employer if it hasn't been done.

☐ I choose for my employer to open a new account for me with their default super fund

Signature

Date

Day Month Year
 / /

i If you have completed this section, this is the end of the form. Return this form to your employer as soon as possible.

Information for Employers

If an employee doesn't return this form

If your employee starts work on or after 1 November 2021, most employers must request the employee's stapled super fund details before making a super contribution.

If an employee doesn't provide you with the correct details, or the fund can't accept your contributions, you will need to request their stapled super fund details from the ATO.

If the ATO advises the employee does not have a stapled super fund, you can make the payment to your nominated default super fund. For more information, visit ato.gov.au/stapledsuperfund

Setting up and paying super for your business

For more information on your super choice obligations, including when you need to offer choice and setting up a default super fund, visit ato.gov.au/employersuper

Help for employers

Phone **13 10 20** between 8am and 6pm, Monday to Friday, to speak to a tax officer about employer super obligations.

Section D My private self-managed super fund (SMSF)

SMSF details

SMSF name

SMSF Australian business number (ABN)

SMSF electronic service address (ESA)

i An ESA is used so the fund can receive electronic messages and payments from your employer using SuperStream. You can find your ESA by contacting your SMSF messaging provider or through your SMSF administrator, tax agent, accountant or bank.

Your full name as it appears on your account

i This must match the name shown on your super account. This may be your current name, or a previous name.

SMSF bank account details

Bank account name

BSB code (please include all six numbers)

Account number

Required documentation

You need to **attach a document** confirming the SMSF is an ATO regulated super fund. You can find a copy of the compliance status for your SMSF at **superfundlookup.gov.au**

☐ I have provided evidence from the ATO this is a regulated SMSF

I hereby declare that the information I have provided in relation to the nominated super fund is true and correct and I am authorised to provide the information requested

Signature

Date

Day Month Year
 / /

i If you have completed this section, this is the end of the form. Return this form to your employer as soon as possible.

You can choose any eligible super fund as your chosen fund for your employer to pay your super into. It's an important decision that can affect your retirement savings.

If you choose not to complete this form

If you are a new employee and choose not to complete this form, your employer will check with the ATO if you have an existing super fund. If you do, your super can be paid into this fund, called your 'stapled super fund'.

- If you have multiple funds the ATO will choose one of them as your stapled fund – it may not be the fund you would prefer.
- If the ATO is unable to identify a stapled fund, your employer will be advised to pay your super into their default super fund listed in **Section C**.
- If you started your current employment before 1 November 2021, your employer will pay your super into their default super fund listed in **Section C**.

For more information about stapled super funds, visit ato.gov.au/individuals/super

Tools and resources

- Compare MySuper products ato.gov.au/yoursuper
- Keeping track of your super ato.gov.au/keepingtrack
- What to consider when choosing a super fund moneysmart.gov.au/how-super-works/choosing-a-super-fund
- How to combine more than one super fund moneysmart.gov.au/how-super-works/consolidating-super-funds

Providing your TFN

You don't have to provide your TFN, but if your super fund does not have it, your super contributions may be taxed at a higher rate and you won't be able to make personal contributions to your fund.

Your TFN also makes it easier to keep track of any super accounts in your name so that you receive all your super when you retire.

Finding lost super

It is important to keep track of your super. If you've ever changed your name, address or job, you may have lost track of some of your super.

Having multiple super accounts could mean you are paying fees you are unaware of, which could reduce your retirement savings. Your super is your money, you should check it regularly.

If you have more than one super fund

Having more than one super account could mean you're paying multiple fees and charges, which may reduce your retirement savings. You can consolidate multiple accounts using our ATO online services through myGov.

Before you consolidate accounts, you may want to seek advice on fees this may incur or if you will lose any valuable insurance.

For more information, visit moneysmart.gov.au/how-life-insurance-works/insurance-through-super

For additional support

Phone **13 10 20** between 8am and 6pm, Monday to Friday, to speak to a tax officer.

If you do not speak English well and want to talk to a tax officer, phone the Translating and Interpreting Service on **13 14 50** for help with your call.

If you have a hearing or speech impairment and have access to appropriate TTY or modem equipment, phone **13 36 77**. If you do not have access to TTY or modem equipment, phone the Speech to Speech relay Service on **1300 555 727**.

Your privacy

This form is provided as a means for employees to provide necessary superannuation information to their employer. The ATO does not collect this information. An employer is authorised to collect their employee's TFN under the *Superannuation Industry (Supervision) Act 1993*. It is not an offence for an employee not to quote their TFN. If an employee does not provide their superannuation fund details to their employer, the employer may request the information from the ATO.

For more information regarding employee privacy rights contact your superannuation fund.

Statement of Compliance

Fund Name:	Good Super
Fund RSE Registration Number:	R1067897
Australian Business Number (ABN):	22 508 720 840
Unique Superannuation Identifier (USI):	22 508 720 840 003
Superannuation Product Identification Number (SPIN):	ETL0408AU
Complying Fund Status:	Good Super is a complying and regulated fund in accordance with the <i>Superannuation Industry (Supervision) Act 1993 (SIS)</i> .
Acceptance of superannuation contributions:	<p>Good Super is able to accept all types of superannuation contributions.</p> <p>The Trustee of the fund has no reason to believe that the fund will not comply with the SIS Act and Regulations, and is not subject to any direction from the regulator to not accept employer contributions.</p>
Payment methods:	<p>Good Super is able to accept contributions via Direct Debit, BPay®, Electronic Funds Transfer (EFT) or Cheque (payable to Tidswell Financial Services Ltd ATF Good Super).</p> <p>All preserved benefits remain preserved in accordance with the SIS Act and Regulations.</p>

* Please refer to the information below regarding SuperStream

Superstream

Under SuperStream (the government's legislation for electronic superannuation payments), all employers need to pay super contributions through a method that meets the SuperStream rules.

Employers can do this by using:

- their own software solution that complies with SuperStream,
- a solution by an outsourced payroll or other service provider that complies with SuperStream,
- a clearing house, such as the Small Business Superannuation Clearing House.

More information about SuperStream is available at ato.gov.au/Super/SuperStream.

Issued by: Tidswell Financial Services Ltd as Trustee of Good Super.

Date of Issue: 21 February 2017

Should you require any additional information, please contact Member Services on 1300 788 658 during business hours.